




FREEBIE

Nature Scavenger Hunt

**Developing Speech
and Language Skills**



Nature Scavenger Hunt

Speech and Language FREEBIE


Labeling, Describing, Following Directions, and MORE

How To Use This Activity:


Print and laminate the Nature Scavenger Hunt and Describing checklists (Pages 3&4). Black and white copies of each checklist are also included if you prefer to save colored ink and easily make copies (Pages 5&6). Take your students on a “nature walk” (i.e. courtyard, picnic area, playground, etc.) Pair up your students and provide them with dry erase markers (or a pencil, marker, crayon if using the black and white copies). Allow them to explore and find as many items as possible on the checklists marking off each one when found. This is a great opportunity to provide your students with clues as to where to find items, take turns, and talk about the items. After your “nature walk”, give each student a copy of the Describing checklist. Ask students to describe the way each item looked (color, shape, size), smelled, felt, and/or sounded like. This is a great opportunity to work on expanding utterances, labeling, describing, categorizing, and more.

(This FREEBIE contains ONLY the Nature Scavenger Hunt checklists. Materials to be found on the nature walk are not included with this activity.)


Nature Scavenger Hunt




Flower




Butterfly




Bird




Leaf




Bee




Web




Branch




Grass




Sun



Rock



Water



Feather

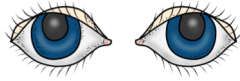


Nature Scavenger Hunt

Describe what you found



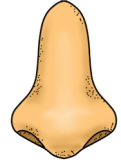
What does it feel like?















What does it look like?




What does it sound like?




What does it smell like?




Nature Scavenger Hunt




Flower





Butterfly




Bird




Leaf




Bee




Web




Branch




Grass




Sun



Rock



Water



Feather



Nature Scavenger Hunt

Describe what you found



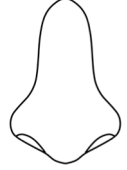
What does it feel like?


















What does it look like?



What does it sound like?



What does it smell like?





Thank You!

Kristine Lamb: www.livelovespeech.com

Follow me by clicking the icons below!



The original purchaser of this material is granted permission to reproduce the pages in needed quantities for the purchaser's use only. This material is also bound by copyright laws and redistributing, editing, selling, or posting this item (or any part thereof) on the internet or other location are all strictly prohibited without first gaining permission from the author.

***DO NOT E-MAIL THIS PRODUCT TO ANYONE
Please pass along the link to this FREEBIE!***

Graphics and Images by

